

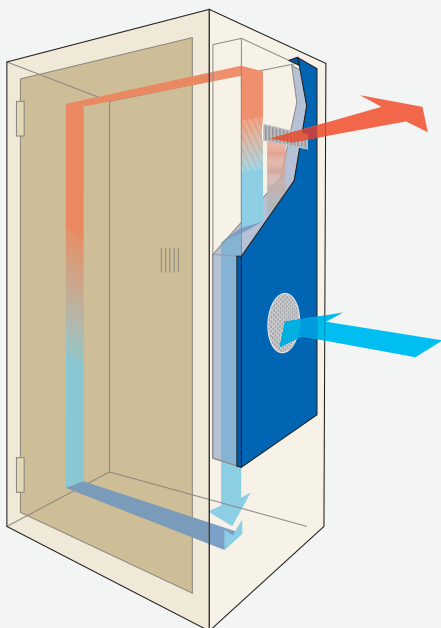


## CONDIZIONATORI DA PARETE EXTRA PIATTI

EXTRA SLIM WALL AIR CONDITIONERS  
EXTRA FLACHE KLIMAGERÄTE ZUR TÜRMONTAGE  
HUMIDIFICADORES DE PARED EXTRAPLANOS

### INDOOR

#### SLIM IN



#### EN COMMON FEATURES

- Extra Slim door air conditioners suitable for door mounting
- Designed for total recessed mounting
- External installation with accessory (supplied separately)
- 3 sizes
- Cooling capacity 500-3000 W
- Digital Thermostat ECB
- Quick Connections (CE Version)
- Integrated Filter
- Condenser µchannel (from EVE14) allows correct functioning also without filter (except hard working conditions)
- Condensate dissipating device from EVE14

#### IT CARATTERISTICHE GENERALI

- Condizionatori da parete extra piatti indicati per montaggio a porta
- Progettati per installazione a incasso totale
- Installazione esterna tramite accessorio (fornito separatamente)
- 3 taglie
- Capacità frigorifera: 500-3000 W
- Termostato digitale ECB
- Connessioni Rapide (Versione CE)
- Filtro Integrato
- Condensatore µchannel (da EVE14) permette funzionamento corretto anche senza utilizzo del filtro (salvo condizioni di lavoro gravose)
- Dissipatore di condensa dal modello EVE14

#### DE ALLGEMEINE MERKMALE

- Extra flache Klimageräte zur Türmontage. Geeignet für Türmontage
- Designed für Totaleinbau
- Wand Anbaumontage mit zubehör (als optional erhältlich)
- 3 Abmessungen
- Kühlkapazität 500 -3000 W
- Digitales Thermostat ECB
- Schnellverbindungen (Version CE)
- Integriert Filter
- Der µchannel Verflüssiger (ab EVE14) kann Filterlos funktionieren (Ausnahme für schmutzige Umgebung)
- Kondensatverdampfung ab EVE14

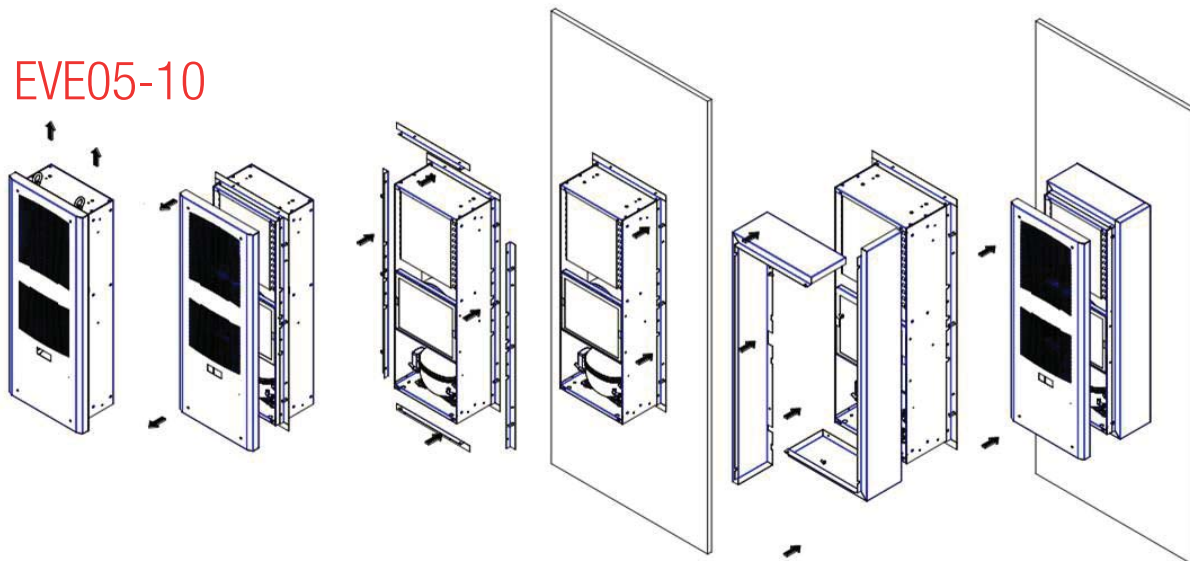
#### ES CARACTERÍSTICAS COMUNES

- Acondicionadores de pared extraplanos indicados para montaje en puerta
- Diseñados para instalación totalmente empotrable
- Instalación exterior con accesorio (suministrados separadamente)
- 3 tamaños
- Capacidad frigorífica: 500-3000 W
- Termostato digital ECB
- Conexiones Rápidas (Versión CE)
- Filtro Integrado
- El condensador µchannel (desde modelo EVE14) permite el funcionamiento correcto incluso sin filtro (excepto en condiciones ambientes agresivas)
- Disipador de condensación presente desde el modelo EVE14

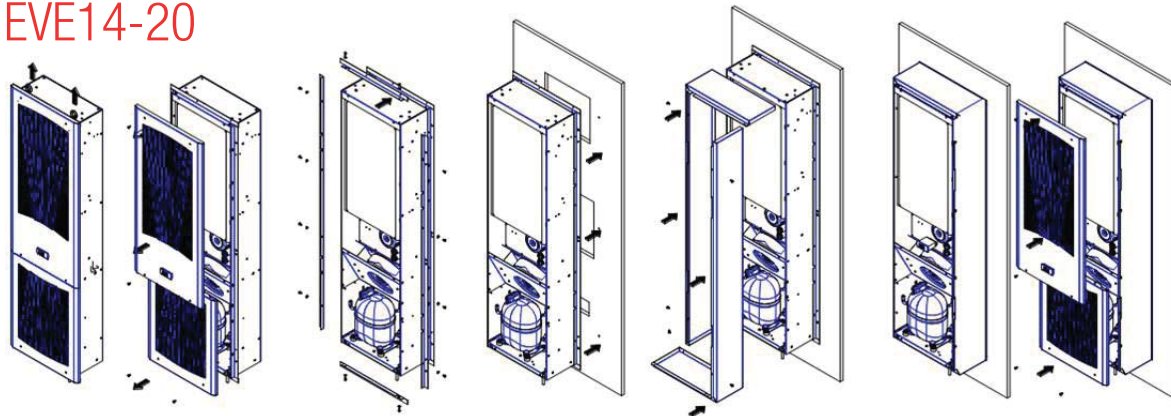
AC

## SLIM IN Installation Instructions

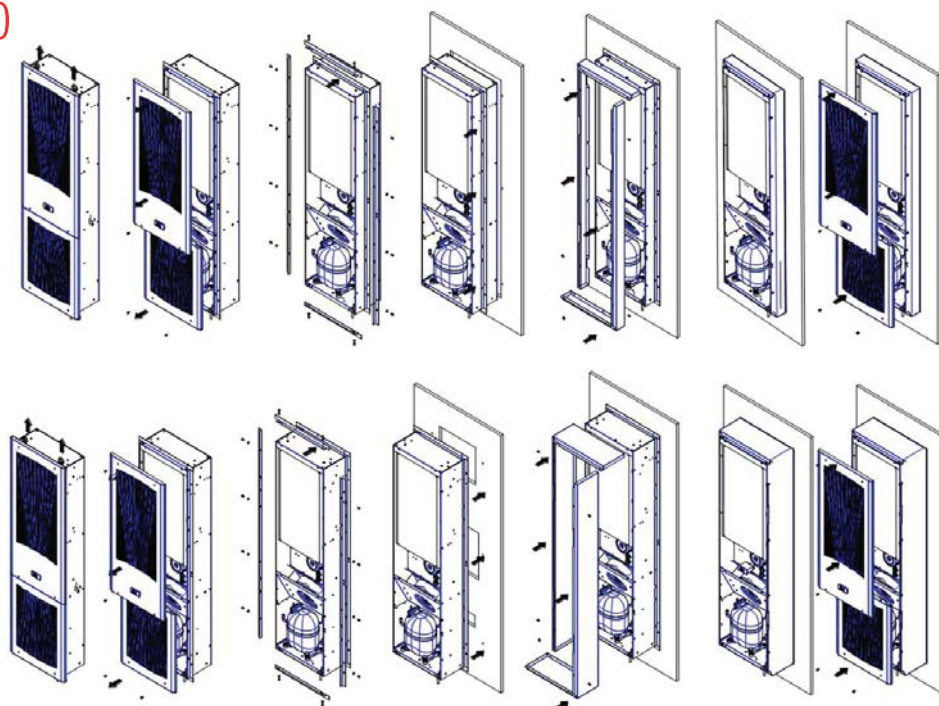
### EVE05-10



### EVE14-20



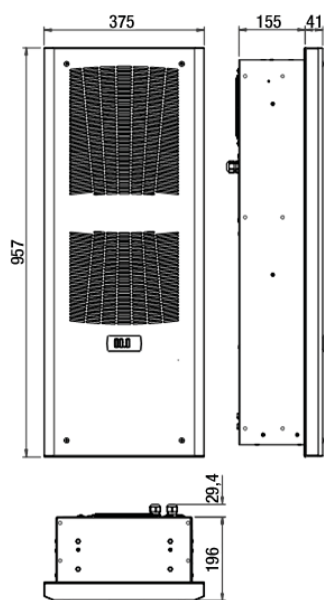
### EVE30




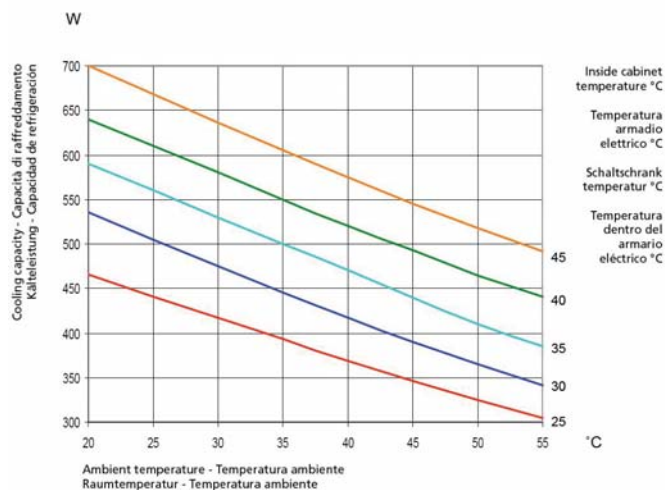
SWITCHGEAR AIR CONDITIONERS - CONDIZIONATORI PER QUADRI ELETTRICI - SCHALTSCHRANK KLIMATISIERUNG - ACONDICIONAMIENTO DE CUADRO ELECTRICOS  
INDOOR - SLIM IN EVE



## SLIM IN EVE05 Flush Mounting



### Performance - Resa - Leistung - Rendimiento



CODE - CODICE - MODEL - CODIGO	M.U.	EVE05A32207000	EVE05U32037000	EVE05U32207000
Power supply - Alimentazione - Spannungsversorgung - Tensión	V - ph - Hz	230-1-50/60	115/1/60	230/1/50-60
Cooling capacity L35L35 - Potenza raffreddamento L35L35 - Kälteleistung L35L35 - Potencia frigorífica L35L35 - DIN 3168	W	500-550	550	550
Cooling capacity L35L50 - Potenza raffreddamento L35L50 - Kälteleistung L35L50 - Potencia frigorífica L35L50 - DIN 3168	W	410-450	450	450
Height / Widht / Depth - Altezza / Larghezza / Profondità - Höhe / Breite / Tiefe - Altura / Ancho / Profundidad	mm	957x375x212**	957x375x212**	957x375x212**
Max running current - corrente max, in marcia - Max. Stromaufnahme - Corriente máxima, en marcha	A	2,7 - 3	7	3
Starting current - Corrente assorbita alla partenza - Anlaufstrom - Corriente absorbida al arranque	A	6	15	6
Pre-Fuse T - Fusibile T - Absicherung T - Elemento previo de fusibile T	A	6	15	15
Power consumption L35L50 - Potenza assorbita L35L50 - Leistungaufnahme L35L50 - Potencia absorbida L35L50 - DIN3168	W	290-350	380	350
Side cabinet fan flow, free blowing - Portata aria ventil. lato armadio, bocca libera - Luftmenge Schrankseite, freiblasend - Caudal aire ventil. Lado armario	m <sup>3</sup> /h	330	330	330
Regulation Temperature limits - Limiti di regolazione Temperatura - Temperatur Einstellbereich - limites de ajuste de Temperatura	°C	25/45	25/45	25/45
Side ambient Temperature limits - Limiti di Temperatura lato ambiente - Umgebungstemperatur - Limites Temperatura lado ambiente	°C	20/55	20/55	20/55
Side cabinet protection degree - Protezione lato armadio - Schutzgrad Schrankseite - Protección lado armario	IP/Type	54	- / 12	- / 12
Noise level - Rumorosità - Geräuschpegel - Nivel de ruido	dB(A)	58	58	58
Weight - Peso - Gewicht - Peso	kg	34,5	34,5	34,5

#### OPTIONAL

Special Colour - Colore Speciale

OCAVNS03

Stainless steel panel, Inox AISI304 - Pannello Inox AISI304

OCAVSL10

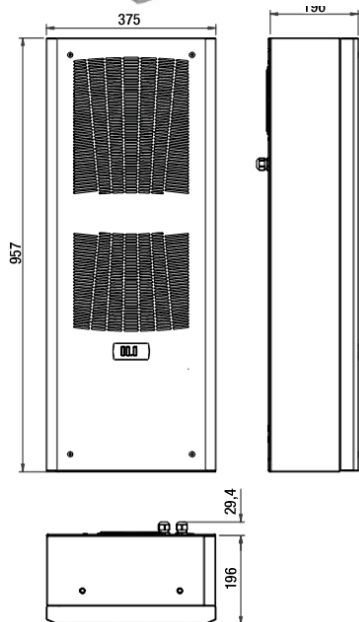


\*\* senza pressacavo - without cable gland

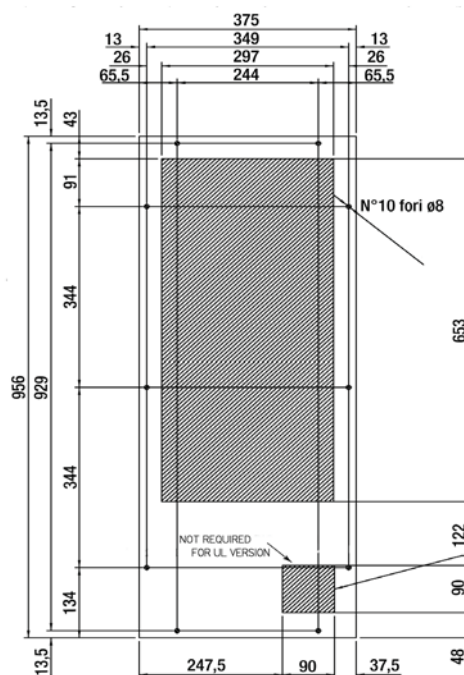
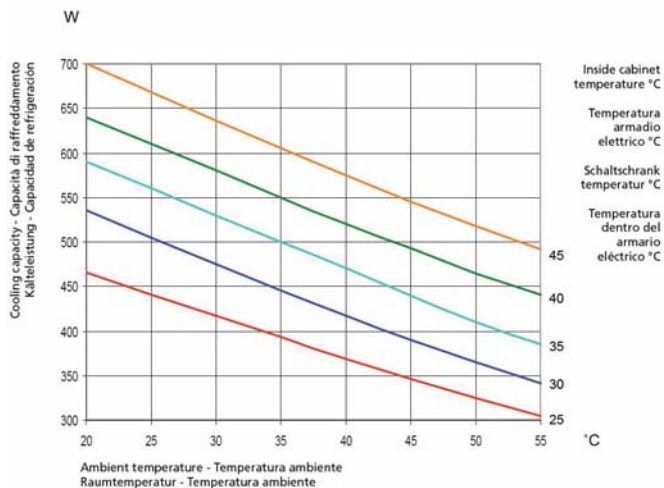
SWITCHGEAR AIR CONDITIONERS - CONDIZIONATORI PER QUADRI ELETTRICI - SCHALTSCHRANK KLIMATISIERUNG - ACONDICIONAMIENTO DE CUADRO ELECTRICOS  
INDOOR - SLIM IN EVE

AC

## SLIM IN EVE05 External Mounting\*



### Performance - Resa - Leistung - Rendimiento



CODE - CODICE - MODEL - CODIGO	M.U.	EVE05A32207000	EVE05U32037000	EVE05U32207000
Power supply - Alimentazione - Spannungsversorgung - Tensión	V - ph - Hz	230-1-50/60	115/1/60	230/1/50-60
Cooling capacity L35L35 - Potenza raffreddamento L35L35 - Kälteleistung L35L35 - Potencia frigorífica L35L35 - DIN 3168	W	500-550	550	550
Cooling capacity L35L50 - Potenza raffreddamento L35L50 - Kälteleistung L35L50 - Potencia frigorífica L35L50 - DIN 3168	W	410-450	450	450
Height / Widht / Depth - Altezza / Larghezza / Profondità - Höhe / Breite / Tiefe - Altura / Ancho / Profundidad	mm	957x375x212**	957x375x212**	957x375x212**
Max running current - corrente max, in marcia - Max. Stromaufnahme - Corriente máxima, en marcha	A	2,7 - 3	7	3
Starting current - Corrente assorbita alla partenza - Anlaufstrom - Corriente absorbida al arranque	A	6	15	6
Pre-Fuse T - Fusibile T - Absicherung T - Elemento previo de fusibile T	A	6	15	15
Power consumption L35L50 - Potenza assorbita L35L50 - Leistungaufnahme L35L50 - Potencia absorbida L35L50 - DIN3168	W	290-350	380	350
Side cabinet fan flow, free blowing - Portata aria ventil. lato armadio, bocca libera - Luftmenge Schrankseite, freiblasend - Caudal aire ventil. Lado armario	m3/h	330	330	330
Regulation Temperature limits - Limiti di regolazione Temperatura - Temperatur Einstellbereich - limites de ajuste de Temperatura	°C	25/45	25/45	25/45
Side ambient Temperature limits - Limiti di Temperatura lato ambiente - Umgebungstemperatur - Limites Temperatura lado ambiente	°C	20/55	20/55	20/55
Side cabinet protection degree - Protezione lato armadio - Schutzgrad Schrankseite - Proteccion lado armario	IP/type	54	- / 12	- / 12
Noise level - Rumorosità - Geräuschpegel - Nivel de ruido	dB(A)	58	58	58
Weight - Peso - Gewicht - Peso	kg	34,5	34,5	34,5

\*External mounting frames - Cornici per montaggio esterno ACAFR10SL (NECESSARIO / NEEDED)

#### OPTIONAL

Special Colour - Colore Speciale

Frames special colour - Colore speciale cornici

OCAVNS03

OCAVNFRO3

Stainless steel panel Inox AISI304 - Pannello Inox AISI304

Stainless steel panel Inox AISI304 external mounting frames -

Cornici per montaggio esterno Inox AISI304


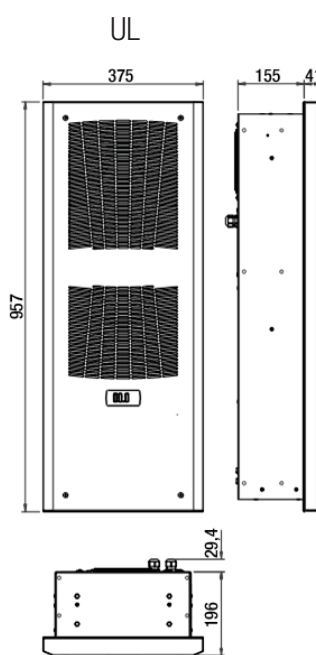
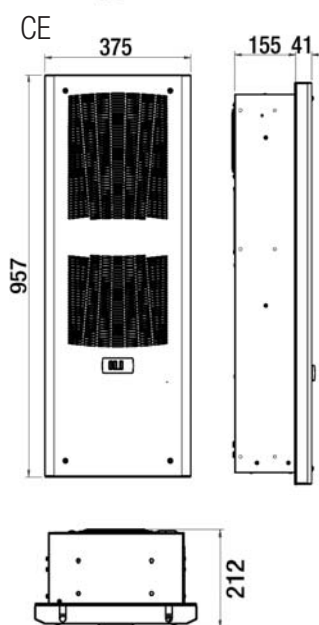
OCAVSL10

ACAFR10SLI

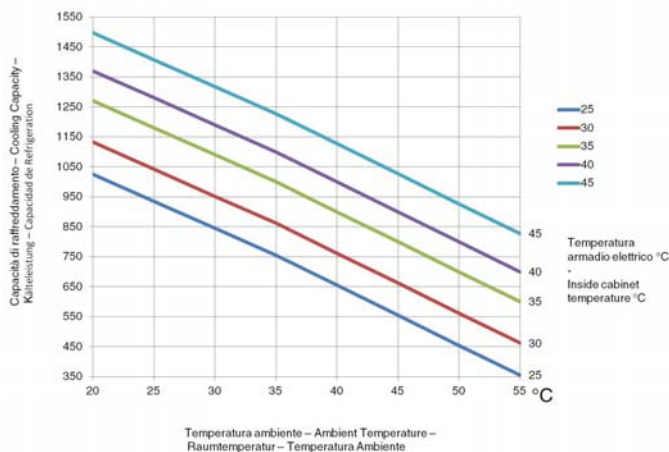




## SLIM IN EVE10 Flush Mounting



W Performance – Resa – Leistung – Rendimento



CODE - CODICE - MODEL - CODIGO	M.U.	EVE10A32207000	EVE10U32037000	EVE10U32207000
Power supply - Alimentazione - Spannungsversorgung - Tensión	V - ph - Hz	230-1-50/60	115-1-60	230-1-50/60
Cooling capacity L35L35 - Potenza raffreddamento L35L35 Kälteleistung L35L35 Potencia frigorífica L35L35 - DIN 3168	W	1000-1150	1150	1150
Cooling capacity L35L50 - Potenza raffreddamento L35L50 Kälteleistung L35L50 - Potencia frigorífica L35L50 - DIN 3168	W	700-800	800	800
Height / Widht / Depth - Altezza / Larghezza / Profondità Höhe / Breite / Tiefe - Altura / Ancho / Profundidad	mm	957x375x212	957x375x212**	957x375x212**
Max running current - corrente max, in marcia Max. Stromaufnahme - Corriente máxima, en marcha	A	3,4 - 3,7	7	5
Starting current - Corrente assorbita alla partenza Anlaufstrom - Corriente absorbida al arranque	A	12,5	29,5	12,5
Pre-Fuse T - Fusibile T - Absicherung T Elemento previo de fusibile T	A	6	15	15
Power consumption L35L50 - Potenza assorbita L35L50 Leistungsaufnahme L35L50 - Potencia absorbida L35L50 - DIN3168	W	640-750	750	750
Side cabinet fan flow, free blowing - Portata aria ventil. lato armadio, bocca libera Luftmenge Schrankseite, freiblasend - Caudal. aire ventil. Lado armario	m <sup>3</sup> /h	330	330	330
Regulation Temperature limits - Limiti di regolazione Temperatura Temperatur Einstellbereich - limites de ajuste de Temperatura	°C	25/45	25/45	25/45
Side ambient Temperature limits - Limiti di Temperatura lato ambiente Umgebungstemperatur - Limites Temperatura lado ambiente	°C	20/55	20/55	20/55
Side cabinet protection degree - Protezione lato armadio Schutzgrad Schrankseite - Protección lado armario	IP/Type	54 / -	- / 12	- / 12
Noise level - Rumorosità - Geräuschpegel Nivel de ruido	dB(A)	58	58	58
Weight - Peso - Gewicht - Peso	kg	34	34	34

**OPTIONAL**

Special Colour - Colore Speciale

OCAVNS03

Stainless steel panel Inox AISI304 - Pannello Inox AISI304

OCAVSL10



\*\*senza pressacavo - without cable gland

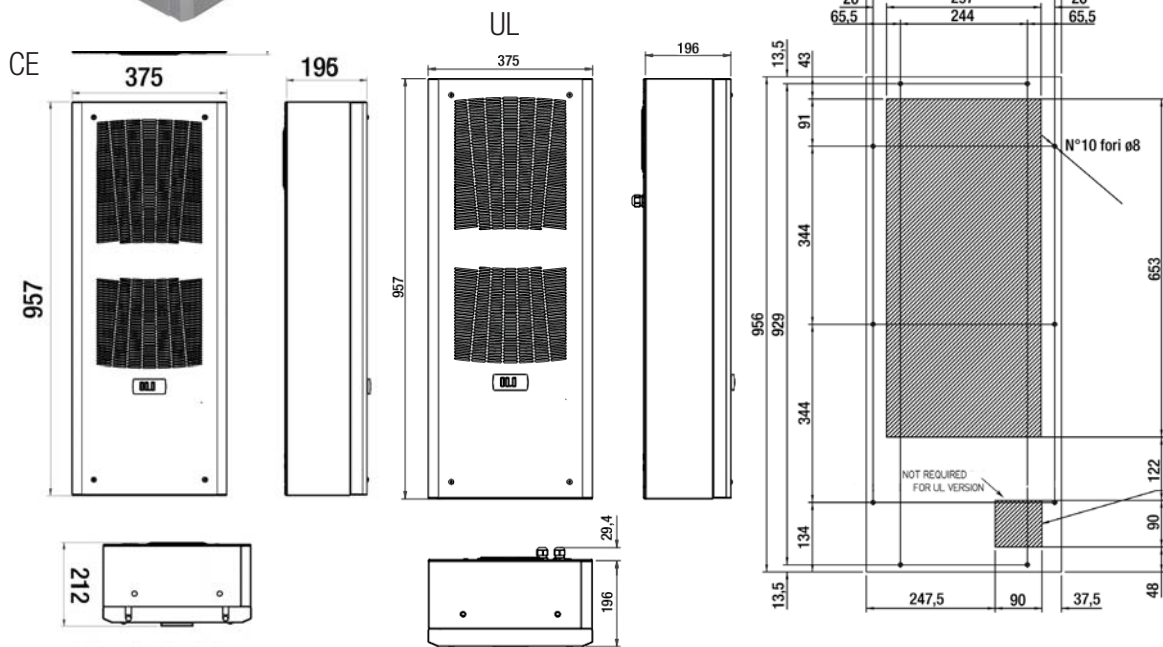
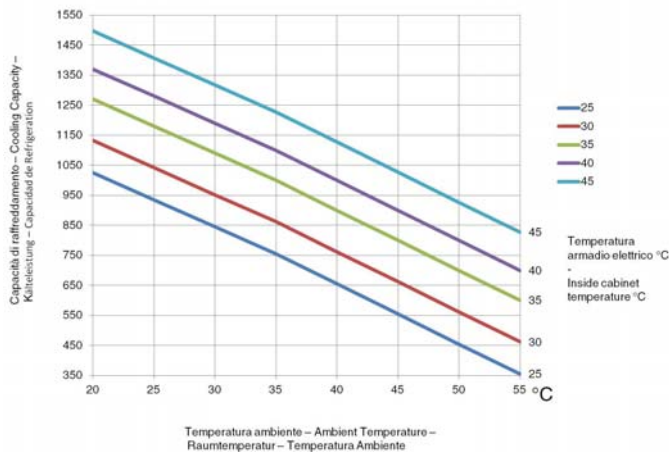
SWITCHGEAR AIR CONDITIONERS - CONDIZIONATORI PER QUADRI ELETTRICI - SCHALTSCHRANK KLIMATISIERUNG - ACONDICIONAMIENTO DE CUADRO ELECTRICOS  
INDOOR - SLIM IN EVE

AC

## SLIM IN EVE10 External Mounting\*



W Performance - Resa - Leistung - Rendimento



CODE - CODICE - MODEL - CODIGO	M.U.	EVE10A32207000	EVE10U32037000	EVE10U32207000
Power supply - Alimentazione - Spannungsversorgung - Tensión	V - ph - Hz	230-1-50/60	115-1-60	230-1-5/60
Cooling capacity L35L35 - Potenza raffreddamento L35L35 Kälteleistung L35L35 Potencia frigorífica L35L35 - DIN 3168	W	1000-1150	1150	1150
Cooling capacity L35L50 - Potenza raffreddamento L35L50 Kälteleistung L35L50 - Potencia frigorífica L35L50 - DIN 3168	W	700-800	800	800
Height / Widht / Depth - Altezza / Larghezza / Profondità Höhe / Breite / Tiefe - Altura / Ancho / Profundidad	mm	957x375x212	957x375x212**	957x375x212**
Max running current - corrente max, in marcia Max. Stromaufnahme - Corriente máxima, en marcha	A	3,4 - 3,7	7	5
Starting current - Corrente assorbita alla partenza Anlaufstrom - Corriente absorbida al arranque	A	12,5	29,5	12,5
Pre-Fuse T - Fusibile T - Absicherung T Elemento previo de fusibile T	A	6	15	15
Power consumption L35L50 - Potenza assorbita L35L50 Leistungsaufnahme L35L50 - Potencia absorbida L35L50 - DIN3168	W	640-750	750	750
Side cabinet fan flow, free blowing - Portata aria ventil. lato armadio, bocca libera Luftmenge Schrankseite, freiblasend - Caudal aire ventil. Lado armario	m3/h	330	330	330
Regulation Temperature limits - Limiti di regolazione Temperatura Temperatur Einstellbereich - limites de ajuste de Temperatura	°C	25/45	25/45	25/45
Side ambient Temperature limits - Limiti di Temperatura lato ambiente Umgebungstemperatur - Limites Temperatura lado ambiente	°C	20/55	20/55	20/55
Side cabinet protection degree - Protezione lato armadio Schutzgrad Schrankseite - Protección lado armario	IP/type	54 / -	- / 12	- / 12
Noise level - Rumorosità - Geräuschpegel Nivel de ruido	dB(A)	58	58	58
Weight - Peso - Gewicht - Peso	kg	34	34	34

\*External mounting frames - Cornici per montaggio esterno ACAFR10SL (NECESSARIO / NEDEED)

**OPTIONAL**

Special Colour - Colore Speciale  
Frame special colour - Colore speciale cornici

OCAVNS03  
OCAVNF03

Stainless steel panel Inox AISI304 - Pannello Inox AISI304  
Stainless steel Inox AISI304 external mounting frames  
Cornici per montaggio esterno Inox AISI304

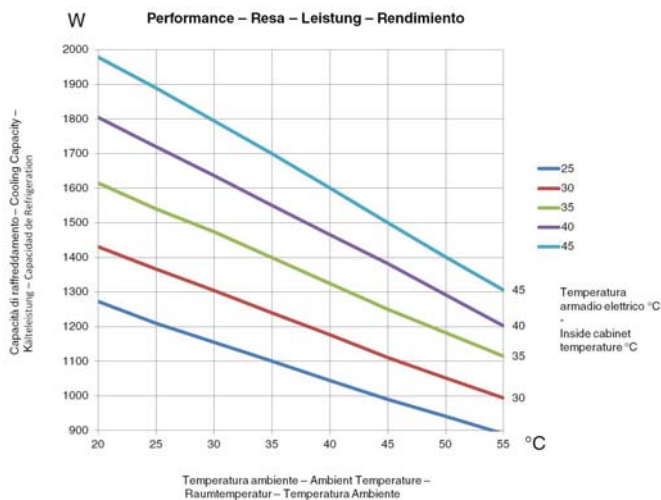

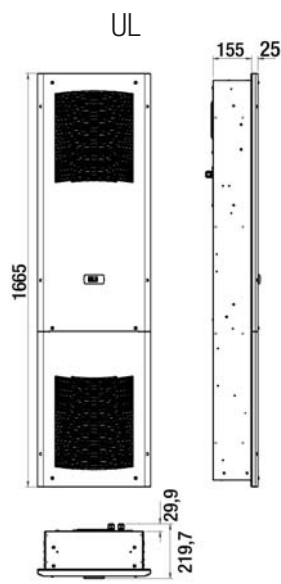
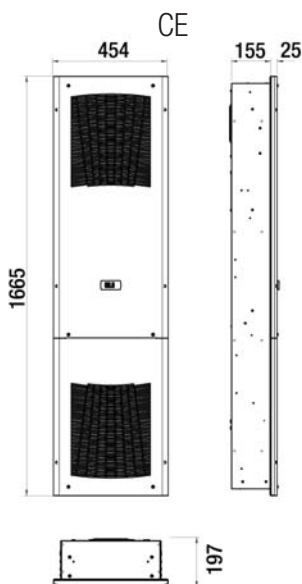
OCAVSL10  
ACAFR10SLI



\*senza pressacavo - without cable gland



## SLIM IN EVE14 Flush Mounting



CODE - CODICE - MODEL - CODIGO	M.U.	EVE14A32207000	EVE14A32287000	EVE14U32037000	EVE14U32207000
Power supply - Alimentazione - Spannungsversorgung - Tensión	V - ph - Hz	230-1-50/60	400-2-50 460-2-60	115-1-60	230-1-50/60
Cooling capacity L35L35 - Potenza raffreddamento L35L35 Kälteleistung L35L35 - Potencia frigorífica L35L35 - DIN 3168	W	1400-1500	1400-1500	1500	1500
Cooling capacity L35L50 - Potenza raffreddamento L35L50 Kälteleistung L35L50 - Potencia frigorífica L35L50 - DIN 3168	W	1170-1250	1170-1250	1250	1250
Height / Widht / Depth - Altezza / Larghezza / Profondità Höhe / Breite / Tiefe - Altura / Ancho / Profundidad	mm	1665x454x197	1665x454x197	1665x454x197***	1665x454x197***
Max running current - corrente max, in marcia Max. Stromaufnahme - Corriente máxima, en marcha	A	3,6 / 3,8	2,1 / 2,2	10,4	5
Starting current - Corrente assorbita alla partenza Anlaufstrom - Corriente absorbida al arranque	A	20,5	43	44	20,5
Pre-Fuse T - Fusibile T - Absicherung T Elemento previo de fusibile T	A	8	10	25	15
Power consumption L35L50 - Potenza assorbita L35L50 Leistungsaufnahme L35L50 - Potencia absorbida L35L50 - DIN3168	W	710 - 880	710 - 880	910	880
Side cabinet fan flow, free blowing - Portata aria ventil. lato armadio, bocca libera Luftmenge Schrankseite, freiblasend - Caudal aire ventil. Lado armario	m3/h	575	575	575	575
Regulation Temperature limits - Limiti di regolazione Temperatura Temperatur Einstellbereich - limites de ajuste de Temperatura	°C	25/45	25/45	25 /45	25/45
Side ambient Temperature limits - Limiti di Temperatura lato ambiente Umgebungstemperatur - Limites Temperatura lado ambiente	°C	20/60**	20/55	20/55	20/55
Side cabinet protection degree - Protezione lato armadio Schutzgrad Schrankseite - Protección lado armario	IP/Type	54 / -	54 / -	- / 12	- / 12
Noise level - Rumorosità - Geräuschpegel - Nivel de ruido	dB(A)	57	57	57	57
Weight - Peso - Gewicht - Peso	kg	50,5	55	50,5	50,5

**OPTIONAL**

Special Colour - Colore Speciale  
Stainless steel panel Inox AISI304 - Pannello inox AISI304

OCAVNS03  
OCAVSL14

\*\* Only 50Hz, max T=55°C at 60Hz

\*\*\* senza pressacavo - without cable gland



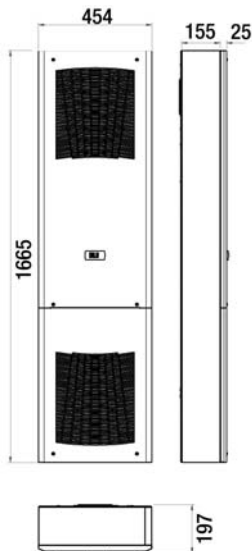
SWITCHGEAR AIR CONDITIONERS - CONDIZIONATORI PER QUADRI ELETTRICI - SCHALTSCHRANK KLIMATISIERUNG - ACONDICIONAMIENTO DE CUADRO ELECTRICOS  
INDOOR - SLIM IN EVE

AC

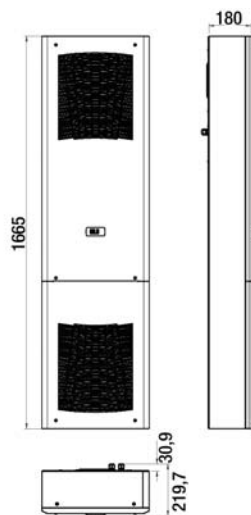
## SLIM IN EVE14 External Mounting\*



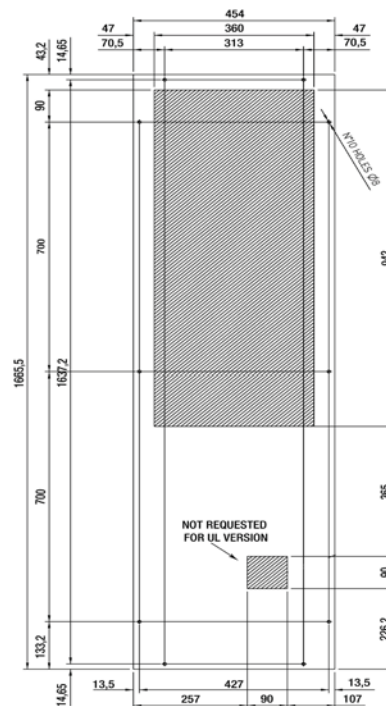
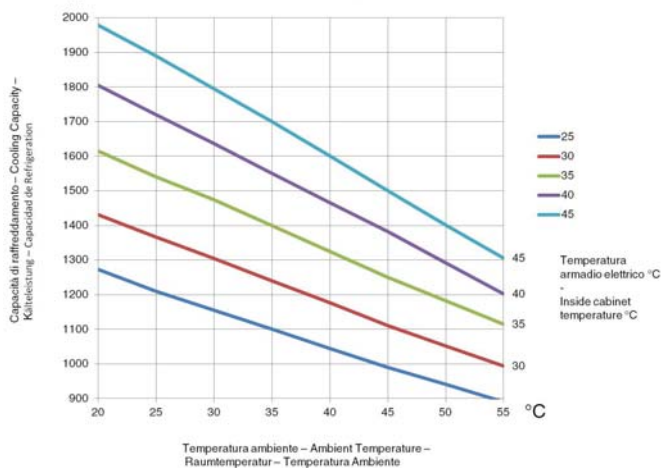
CE



UL



Performance - Resa - Leistung - Rendimento



INDOOR - SLIM IN EVE

SWITCHGEAR AIR CONDITIONERS - CONDIZIONATORI PER QUADRI ELETTRICI - SCHALTSCHRANK KLIMATISIERUNG - ACONDICIONAMIENTO DE CUADRO ELECTRICOS

CODE - CODICE - MODEL - CODIGO	M.U.	EVE14A32207000	EVE14A32287000	EVE14U32037000	EVE14U32207000
Power supply - Alimentazione - Spannungsversorgung - Tension	V - ph - Hz	230-1-50/60	400-2-50 460-2-60	115-1-60	230-1-50/60
Cooling capacity L35L35 - Potenza raffreddamento L35L35 Kälteleistung L35L35 - Potencia frigorífica L35L35 - DIN 3168	W	1400-1500	1400-1500	1500	1500
Cooling capacity L35L50 - Potenza raffreddamento L35L50 Kälteleistung L35L50 - Potencia frigorífica L35L50 - DIN 3168	W	1170-1250	1170-1250	1250	1250
Height / Widht / Depth - Altezza / Larghezza / Profondità Höhe / Breite / Tiefe - Altura / Ancho / Profundidad	mm	1665x454x197	1665x454x197	1665x454x197***	1665x454x197***
Max running current - corrente max. in marcha Max. Stromaufnahme - Corriente máxima, en marcha	A	3,6 / 3,8	2,1 / 2,2	10,4	5
Starting current - Corrente assorbita alla partenza Anlaufstrom - Corriente absorbida al arranque	A	20,5	43	44	20,5
Pre-Fuse T - Fusibile T - Absicherung T Elemento previo de fusibile T	A	8	10	25	15
Power consumption L35L50 - Potenza assorbita L35L50 Leistungsaufnahme L35L50 - Potencia absorbida L35L50 - DIN3168	W	710 - 880	710 - 880	910	880
Side cabinet fan flow, free blowing - Portata aria ventil. lato armadio, bocca libera Luftmenge Schrankseite, freiblasend - Caudal aire ventil. Lado armario	m <sup>3</sup> /h	575	575	575	575
Regulation Temperature limits - Limiti di regolazione Temperatura Temperatur Einstellbereich - limites de ajuste de Temperatura	°C	25 / 45	25 / 45	25 / 45	25 / 45
Side ambient Temperature limits - Limiti di Temperatura lato ambiente Umgebungstemperatur - Limites Temperatura lado ambiente	°C	20/60**	20/55	20/55	20/55
Side cabinet protection degree - Protezione lato armadio Schutzgrad Schrankseite - Protección lado armario	IP/Type	54 / -	54 / -	- / 12	- / 12
Noise level - Rumorosità - Geräuschpegel - Nivel de ruido	dB(A)	57	57	57	57
Weight - Peso - Gewicht - Peso	kg	50,5	55	50,5	50,5

\*External mounting frames - Cornici per montaggio esterno ACAFR14SL (NECESSARIO / NEEDED)

**OPTIONAL**

Special Colour - Colore Speciale  
Frames special colour - Colore speciale cornici  
Stainless steel panel Inox AISI304 - Pannello inox AISI304  
Stainless steel Inox AISI304 external mounting frames  
Cornici per montaggio esterno Inox AISI304

OCAVNS03  
OCAVNF03  
OCAVSL14  
ACAFR14SLI

\*\* Only 50Hz, max T=55°C at 60Hz

\*\*\* senza pressacavo - without cable gland

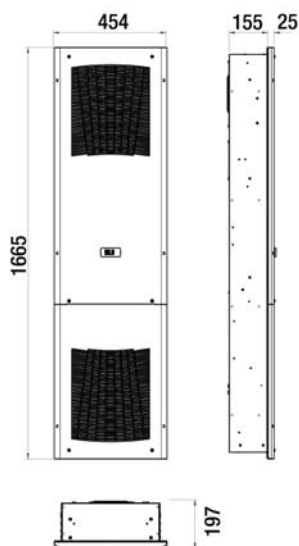




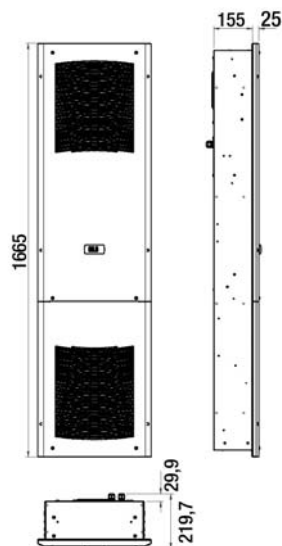
## SLIM IN EVE20 Flush Mounting



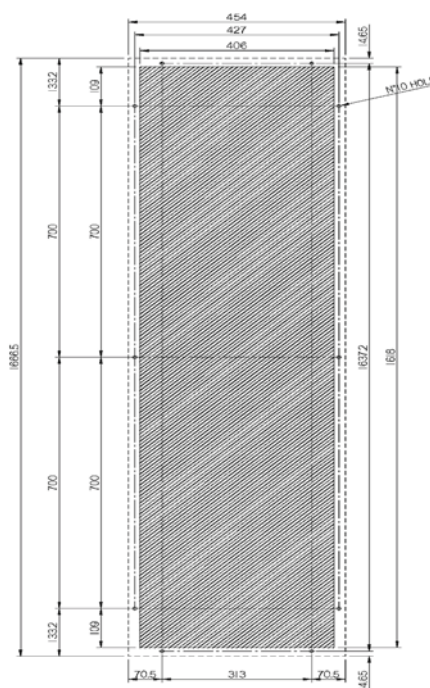
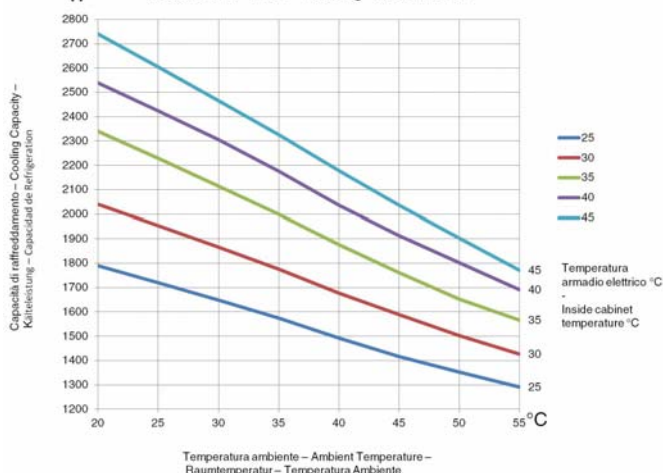
CE



UL



W Performance - Resa - Leistung - Rendimento



CODE - CODICE - MODEL - CODIGO	M.U.	EVE20A32207000	EVE20A32617000	EVE20U32037000	EVE20U32207000	EVE20U32627000
Power supply - Alimentazione - Spannungsversorgung - Tensión	V - ph - Hz	230-1-50/60	400-3-50 460-3-60	115-1-60	230-1-60	430-3-50 460-3-60
Cooling capacity L35L35 - Potenza raffreddamento L35L35 - Kälteleistung L35L35 - Potencia frigorífica L35L35 - DIN 3168	W	2000-2200	2000-2200	2200	2200	2200
Cooling capacity L35L50 - Potenza raffreddamento L35L50 - Kälteleistung L35L50 - Potencia frigorífica L35L50 - DIN 3168	W	1650-1800	1650-1800	1800	1800	1800
Height / Widht / Depth - Altezza / Larghezza / Profondità - Höhe / Breite / Tiefe - Altura / Ancho / Profundidad	mm	1665x454x197	1665x454x197	1665x454x197***	1665x454x197***	1665x454x197***
Max running current - corrente max, in marcia - Max. Stromaufnahme - Corriente máxima, en marcha	A	6,1 - 6,8	2,7-2,9	14,4	8	3,8
Starting current - Corrente assorbita alla partenza - Anlaufstrom - Corriente absorbida al arranque	A	24	18	57,5	24	18
Pre-Fuse T - Fusibile T - Absicherung T - Elemento previo de fusibile T	A	10	8	20	15	15
Power consumption L35L50 - Potenza assorbita L35L50 - Leistungsaufnahme L35L50 - Potencia absorbida L35L50 - DIN3168	W	1300 - 1570	1190-1400	1480	1570	1400
Side cabinet fan flow, free blowing - Portata aria ventil. lato armadio, bocca libera Luftmenge Schrankseite, freiblasend - Caudal aire ventil. Lado armario	m3/h	860	860	860	860	860
Regulation Temperature limits - Limiti di regolazione Temperatura - Temperatur Einstellbereich - limites de ajuste de Temperatura	°C	25/45	25/45	25/45	25/45	25/45
Side ambient Temperature limits - Limiti di Temperatura lato ambiente - Umgebungstemperatur - Limites Temperatura lado ambiente	°C	20/60**	20/55	20/55	20/55	20/55
Side cabinet protection degree - Protezione lato armadio - Schutzgrad Schrankseite - Protección lado armario	IP/Type	54 / -	54 / -	- / 12	- / 12	- / 12
Noise level - Rumorosità - Geräuschpegel - Nivel de ruido	dB(A)	65	65	65	65	65
Weight - Peso - Gewicht - Peso	kg	54,5	55	54,5	54,5	62

**OPTIONAL**

Special Colour - Colore Speciale  
Stainless steel - Inox AISI304 - Pannello inox AISI304

OCAVNS03  
OCAVSL14

\*\* Only 50Hz, max T=55°C at 60Hz

\*\*\* senza pressacavo - without cable gland



SWITCHGEAR AIR CONDITIONERS - CONDIZIONATORI PER QUADRI ELETTRICI - SCHALTSCHRANK KLIMATISIERUNG - ACONDICIONAMIENTO DE CUADRO ELECTRICOS

INDOOR - SLIM IN EVE

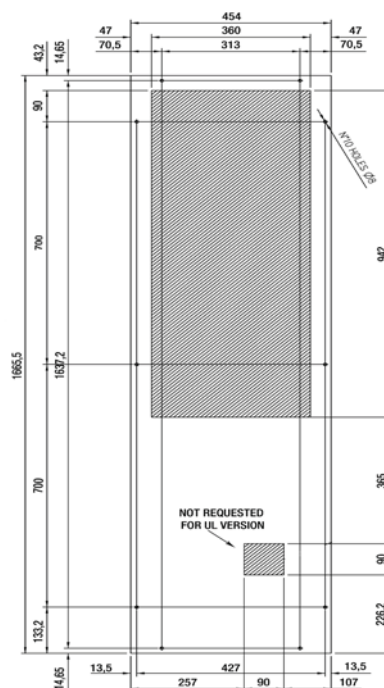
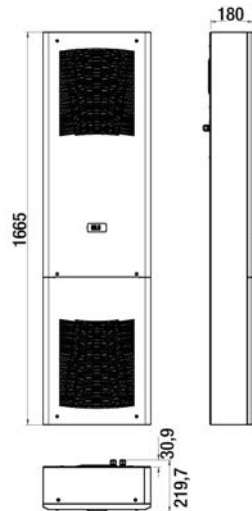
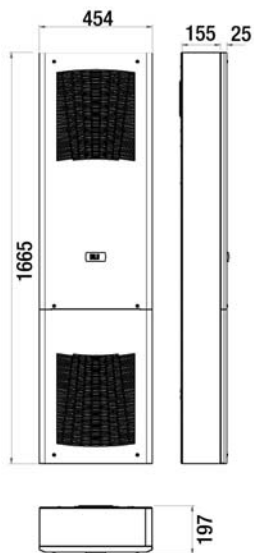
AC

## SLIM IN EVE20 External Mounting\*

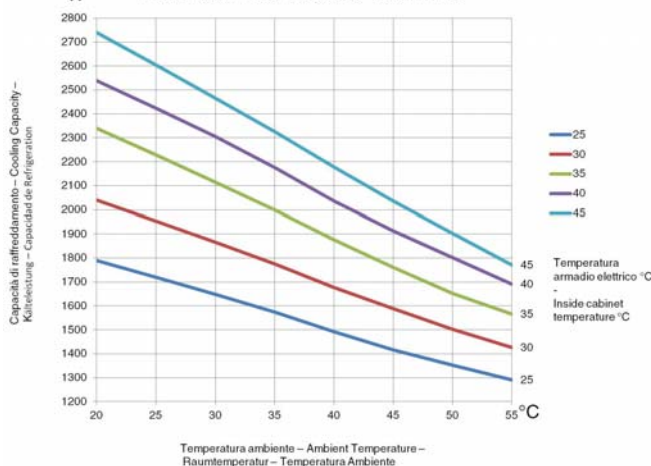


CE

UL



Performance - Resa - Leistung - Rendimento



INDOOR - SLIM IN EVE

SWITCHGEAR AIR CONDITIONERS - CONDIZIONATORI PER QUADRI ELETTRICI - SCHALTSCHRANK KLIMATISIERUNG - ACONDICIONAMIENTO DE CUADRO ELECTRICOS

CODE - CODICE - MODEL - CODIGO	M.U.	EVE20A32207000	EVE20A32617000	EVE20U32037000	EVE20U32207000	EVE20U32627000
Power supply - Alimentazione - Spannungsversorgung - Tensiòn	V - ph - Hz	230-1-50/60	400-3-50 460-3-60	115-1-60	230-1-60	430-3-50 460-3-60
Cooling capacity L35L35 - Potenza raffreddamento L35L35 - Kälteleistung L35L35 - Potencia frigorífica L35L35 - DIN 3168	W	2000-2200	2000-2200	2200	2200	2200
Cooling capacity L35L50 - Potenza raffreddamento L35L50 - Kälteleistung L35L50 - Potencia frigorífica L35L50 - DIN 3168	W	1650-1800	1650-1800	1800	1800	1800
Height / Widht / Depth - Altezza / Larghezza / Profondità - Höhe / Breite / Tiefe - Altura / Ancho / Profundidad	mm	1665x454x197	1665x454x197	1665x454x197***	1665x454x197***	1665x454x197***
Max running current - corrente max, in marcia - Max. Stromaufnahme - Corriente máxima, en marcha	A	6,1 - 6,8	2,7-2,9	14,4	8	3,8
Starting current - Corrente assorbita alla partenza - Anlaufstrom - Corriente absorbida al arranque	A	24	18	57,5	24	18
Pre-Fuse T - Fusibile T - Absicherung T - Elemento previo de fusibile T	A	10	8	20	15	15
Power consumption L35L50 - Potenza assorbita L35L50 - Leistungsaufnahme L35L50 - Potencia absorbida L35L50 - DIN3168	W	1300 - 1570	1190-1400	1480	1570	1400
Side cabinet fan flow, free blowing - Portata aria ventil. lato armadio, bocca libera Luftmenge Schrankseite, freiblasend - Caudal aire ventil. Lado armario	m <sup>3</sup> /h	860	860	860	860	860
Regulation Temperature limits - Limiti di regolazione Temperatura - Temperatur Einstellbereich - limites de ajuste de Temperatura	°C	25/45	25/45	25/45	25/45	25/45
Side ambient Temperature limits - Limiti di Temperatura lato ambiente - Umgebungstemperatur - Limites Temperatura lado ambiente	°C	20/60**	20/55	20/55	20/55	20/55
Side cabinet protection degree - Protezione lato armadio - Schutzgrad Schrankseite - Protección lado armario	IP/Type	54 / -	54 / -	- / 12	- / 12	- / 12
Noise level - Rumorosità - Geräuschpegel - Nivel de ruido	dB(A)	65	65	65	65	65
Weight - Peso - Gewicht - Peso	kg	54,5	55	54,5	54,5	62

\*External mounting frames - Cornici per montaggio esterno ACAFR14SL (NECESSARIO / NEEDED)

**OPTIONAL**

Special Colour - Colore Speciale  
Frames special colour - Colore speciale cornici  
Stainless steel panel Inox AISI304 - Pannello inox AISI304  
Stainless steel Inox AISI304 external mounting frames  
Cornici per montaggio esterno Inox AISI304

OCAVNS03  
OCAVNF03  
OCAVISL14

ACAFR14SLI

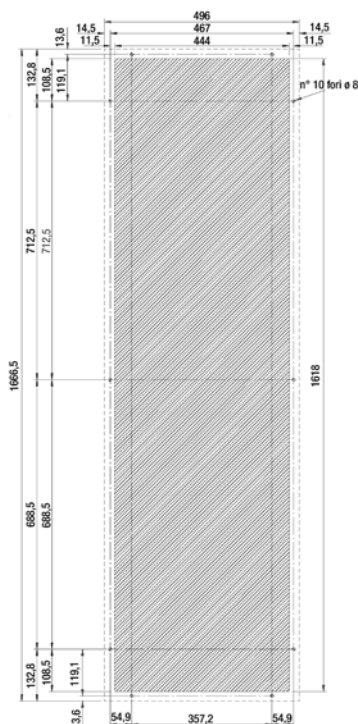
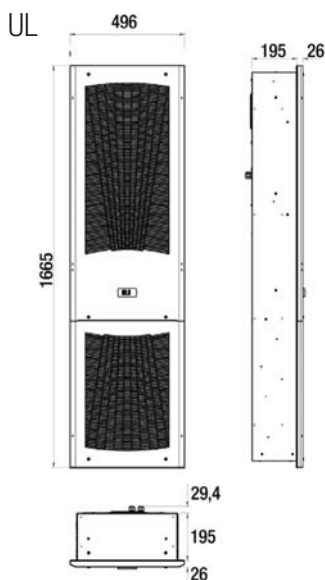
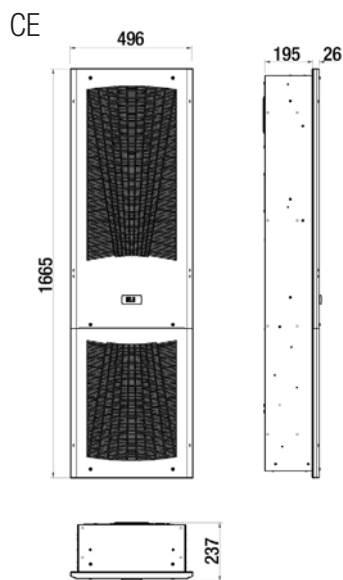
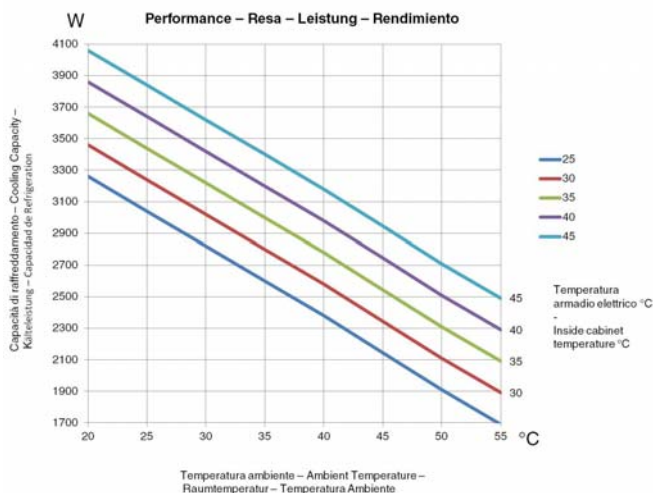


\*\* Only 50Hz, max T=55°C at 60Hz

\*\*\* senza pressacavo - without cable gland



## SLIM IN EVE30 Flush Mounting



CODE - CODICE - MODEL - CODIGO	M.U.	EVE30A32207000	EVE30A32617000	EVE30U32207000	EVE30U32627000
Power supply - Alimentazione - Spannungsversorgung - Tensión	V - ph - Hz	230-1-50/60	400-3-50 460-3-60	230-1-60	400-3-50 460-3-60
Cooling capacity L35L35 - Potenza raffreddamento L35L35 Kälteleistung L35L35 - Potencia frigorífica L35L35 - DIN 3168	W	3000 - 3200	3000 - 3200	3200	3200
Cooling capacity L35L50 - Potenza raffreddamento L35L50 Kälteleistung L35L50 - Potencia frigorífica L35L50 - DIN 3168	W	2300 - 2500	2300 - 2500	2500	2500
Height / Widht / Depth - Altezza / Larghezza / Profondità Höhe / Breite / Tiefe - Altura / Ancho / Profundidad	mm	1665x496x237	1665x496x237	1665x496x237**	1665x496x237**
Max running current - corrente max, in marcia Max. Stromaufnahme - Corriente máxima, en marcha	A	8,5 / 10,4	2,8 / 3	9	4
Starting current - Corrente assorbita alla partenza Anlaufstrom - Corriente absorbida al arranque	A	45	15	40	15
Pre-Fuse T - Fusibile T - Absicherung T - Elemento previo de fusibile T	A	12	8	25	15
Power consumption L35L50 - Potenza assorbita L35L50 Leistungsaufnahme L35L50 - Potencia absorbida L35L50 - DIN3168	W	1430 - 1800	1430 - 1800	1900	1650
Side cabinet fan flow, free blowing - Portata aria ventil, lato armadio, bocca libera Luftmenge Schrankseite, freiblasend - Caudal aire ventil, Lado armario	m <sup>3</sup> /h	860	860	860	860
Regulation Temperature limits - Limiti di regolazione Temperatura Temperatur Einstellbereich - límites de ajuste de Temperatura	°C	25/45	25/45	25/45	25/45
Side ambient Temperature limits - Limiti di Temperatura lato ambiente Umgebungstemperatur - Límites Temperatura lado ambiente	°C	20/60	20/55	20/55	20/55
Side cabinet protection degree - Protezione lato armadio Schutzgrad Schrankseite - Protección lado armario	IP/Type	54 / -	54 / -	- / 12	- / 12
Noise level - Rumorosità - Geräuschpegel - Nivel de ruido	dB(A)	65	65	65	65
Weight - Peso - Gewicht - Peso	kg	67	69	67	65,5

### OPTIONAL

Special Colour - Colore Speciale  
Stainless steel panel Inox AISI304 - Pannello inox AISI304

OCAVNS03  
OCAVISL30

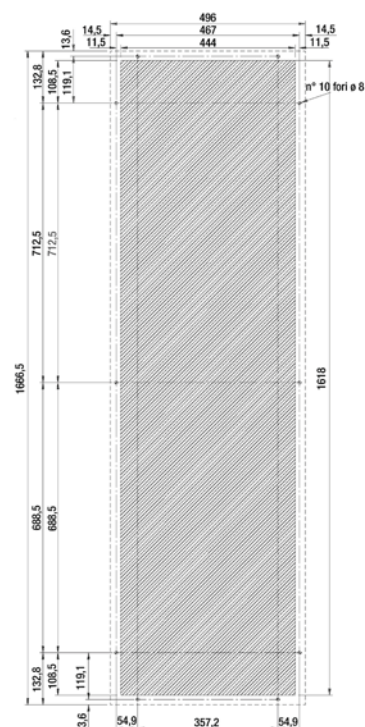
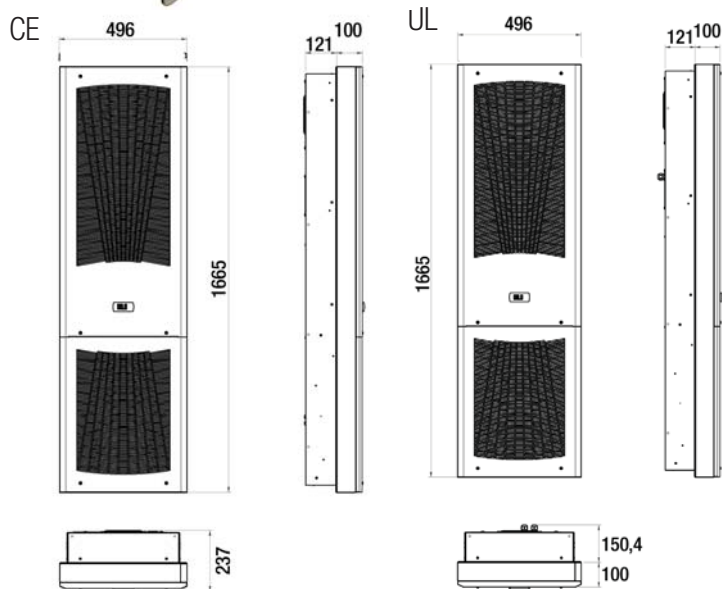
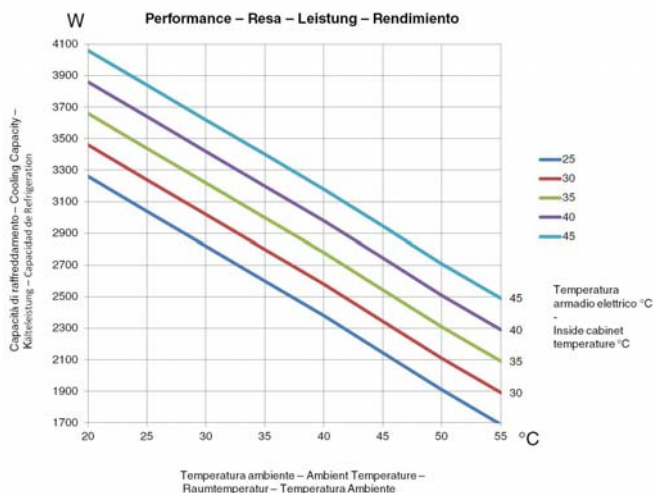
\*\* senza pressacavo - without cable gland



SWITCHGEAR AIR CONDITIONERS - CONDIZIONATORI PER QUADRI ELETTRICI - SCHALTSCHRANK KLIMATISIERUNG - ACONDICIONAMIENTO DE CUADRO ELECTRICOS  
**INDOOR - SLIM IN EVE**

AC

## SLIM IN EVE30 Semi-Flush Mounting\*



CODE - CODICE - MODEL - CODIGO	M.U.	EVE30A32207000	EVE30A32617000	EVE30U32207000	EVE30U32627000
Power supply - Alimentazione - Spannungsversorgung - Tensiòn	V - ph - Hz	230-1-50/60	400-3-50 460-3-60	230-1-60	400-3-50 460-3-60
Cooling capacity L35L35 - Potenza raffreddamento L35L35 Kälteleistung L35L35 - Potencia frigorífica L35L35 - DIN 3168	W	3000 - 3200	3000 - 3200	3200	3200
Cooling capacity L35L50 - Potenza raffreddamento L35L50 Kälteleistung L35L50 - Potencia frigorífica L35L50 - DIN 3168	W	2300 - 2500	2300 - 2500	2500	2500
Height / Widht / Depth - Altezza / Larghezza / Profondità Höhe / Breite / Tiefe - Altura / Ancho / Profundidad	mm	1665x496x237	1665x496x237	1665x496x237**	1665x496x237**
Max running current - corrente max. in marcia Max. Stromaufnahme - Corriente máxima, en marcha	A	8,5 / 10,4	2,8 / 3	9	4
Starting current - Corrente assorbita alla partenza Anlaufstrom - Corriente absorbida al arranque	A	45	15	40	15
Pre-Fuse T - Fusibile T - Absicherung T - Elemento previo de fusibile T	A	12	8	25	15
Power consumption L35L50 - Potenza assorbita L35L50 Leistungsaufnahme L35L50 - Potencia absorbida L35L50 - DIN3168	W	1430 - 1800	1430 - 1800	1900	1650
Side cabinet fan flow, free blowing - Portata aria ventil. lato armadio, bocca libera Luftmenge Schrankseite, freiblasend - Caudal aire ventil. Lado armario	m <sup>3</sup> /h	860	860	860	860
Regulation Temperature limits - Limiti di regolazione Temperatura Temperatur Einstellbereich - limites de ajuste de Temperatura	°C	25/45	25/45	25/45	25/45
Side ambient Temperature limits - Limiti di Temperatura lato ambiente Umgebungstemperatur - Limites Temperatura lado ambiente	°C	20/60	20/55	20/55	20/55
Side cabinet protection degree - Protezione lato armadio Schutzgrad Schrankseite - Protección lado armario	IP/Type	54 / -	54 / -	- / 12	- / 12
Noise level - Rumorosità - Geräuschpegel - Nivel de ruido	dB(A)	65	65	65	65
Weight - Peso - Gewicht - Peso	kg	67	69	67	65,5

\*External mounting frames - Cornici per montaggio esterno **ACAFR30SL (NECESSARIO / NEDEED)**

**OPTIONAL**

Special Colour - Colore Speciale  
Frames special colour - Colore speciale cornici  
Stainless steel panel Inox AISI304 - Pannello inox AISI304  
Stainless steel Inox AISI304 semi-flush mounting frames  
Cornici per montaggio semi incasso Inox AISI304

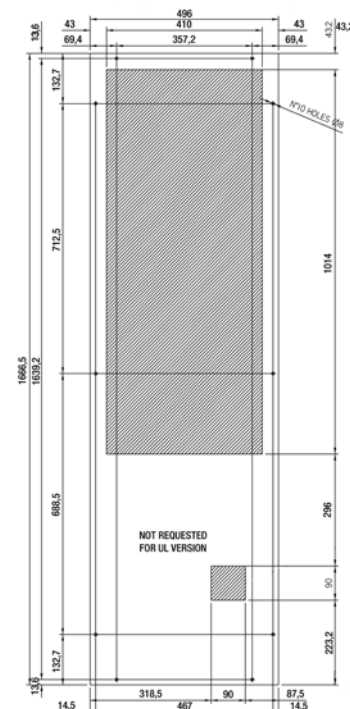
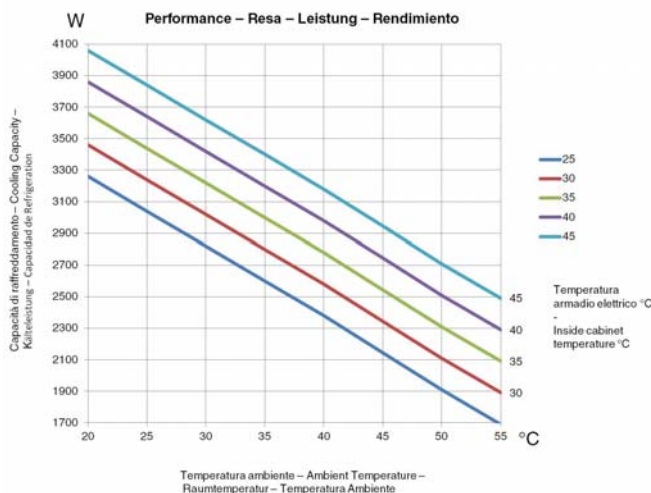
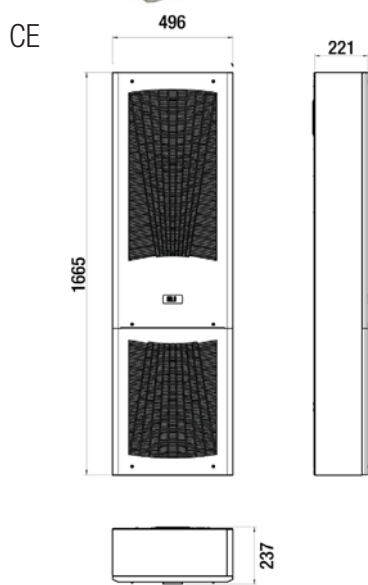
OCAVNS03  
OCAVNSFR03  
OCAVSL30  
ACASFR30SLI

\*\* senza pressacavo - without cable gland





## SLIM IN EVE30 External Mounting\*



CODE - CODICE - MODEL - CODIGO	M.U.	EVE30A32207000	EVE30A32617000	EVE30U32207000	EVE30U32627000
Power supply - Alimentazione - Spannungsversorgung - Tensión	V - ph - Hz	230-1-50/60	400-3-50 460-3-60	230-1-60	400-3-50 460-3-60
Cooling capacity L35L35 - Potenza raffreddamento L35L35 Kälteleistung L35L35 - Potencia frigorífica L35L35 - DIN 3168	W	3000 - 3200	3000 - 3200	3200	3200
Cooling capacity L35L50 - Potenza raffreddamento L35L50 Kälteleistung L35L50 - Potencia frigorífica L35L50 - DIN 3168	W	2300 - 2500	2300 - 2500	2500	2500
Height / Widht / Depth - Altezza / Larghezza / Profondità Höhe / Breite / Tiefe - Altura / Ancho / Profundidad	mm	1665x496x237	1665x496x237	1665x496x237**	1665x496x237**
Max running current - corrente max, in marcia Max. Stromaufnahme - Corriente máxima, en marcha	A	8,5 / 10,4	2,8 / 3	9	4
Starting current - Corrente assorbita alla partenza Anlaufstrom - Corriente absorbida al arranque	A	45	15	40	15
Pre-Fuse T - Fusibile T - Absicherung T - Elemento previo de fusibile T	A	12	8	25	15
Power consumption L35L50 - Potenza assorbita L35L50 Leistungsaufnahme L35L50 - Potencia absorbida L35L50 - DIN3168	W	1430 - 1800	1430 - 1800	1900	1650
Side cabinet fan flow, free blowing - Portata aria ventil. lato armadio, bocca libera Luftmenge Schrankseite, freiblasend - Caudal aire ventil. Lado armario	m <sup>3</sup> /h	860	860	860	860
Regulation Temperature limits - Limiti di regolazione Temperatura Temperatur Einstellbereich - limites de ajuste de Temperatura	°C	25/45	25/45	25/45	25/45
Side ambient Temperature limits - Limiti di Temperatura lato ambiente Umgebungstemperatur - Limites Temperatura lado ambiente	°C	20/60	20/55	20/55	20/55
Side cabinet protection degree - Protezione lato armadio Schutzgrad Schrankseite - Protección lado armario	IP/Type	54 / -	54 / -	- / 12	- / 12
Noise level - Rumorosità - Geräuschpegel - Nivel de ruido	dB(A)	65	65	65	65
Weight - Peso - Gewicht - Peso	kg	67	69	67	65,5

\*External mounting frames - Cornici per montaggio esterno ACAFR30SL (NECESSARIO / NEDEED)

**OPTIONAL**

Special Colour - Colore Speciale  
Frames special colour - Colore speciale cornici  
Stainless steel panel Inox AISI304 - Pannello inox AISI304  
Stainless steel Inox AISI304 external mounting frames  
Cornici per montaggio esterno Inox AISI304

OCAVNS03  
OCAVNFRO3  
OCAVSL30  
ACAFR30SLI

\*\* senza pressacavo - without cable gland



SWITCHGEAR AIR CONDITIONERS - CONDIZIONATORI PER QUADRI ELETTRICI - SCHALTSCHRANK KLIMATISIERUNG - ACONDICIONAMIENTO DE CUADRO ELECTRICOS  
INDOOR - SLIM IN EVE